



User account creation

Jan-Simon Möller

training.linuxfoundation.org

Topics

- How to create your Linux Foundation ID
- How to recover your password





How to create a LF user account ...

Linux Foundation ID

- Required to log in to the OPNFV sites
- Provides SSO




Create your LF ID

- Open a browser
- go to `https://identity.linuxfoundation.org`

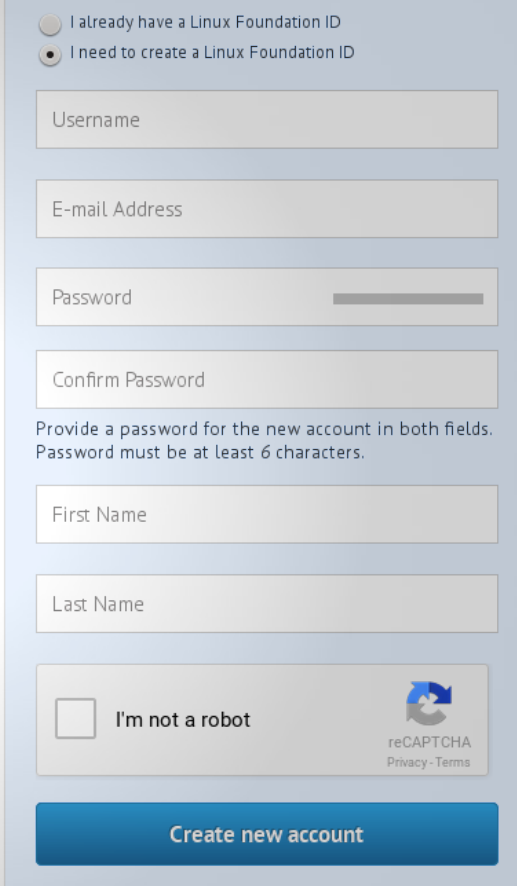


The screenshot shows the login interface for the Linux Foundation ID. At the top, there are two buttons: "Log in with Facebook" (with a Facebook icon) and "Log in with Google" (with a Google icon). Below these is a horizontal line with the word "Or" centered. Underneath, there are two radio button options: "I already have a Linux Foundation ID" (which is selected) and "I need to create a Linux Foundation ID". Below the radio buttons are two input fields: "Username" and "Password". At the bottom of the form is a large blue button labeled "Log in". Below the "Log in" button is a link that says "Request new password".



Account creation form

- select „I need to create a LF ID“
- fill-in requested fields:
 - username
 - e-mail
 - password
 - first name
 - last name
- check the box and select „Create new account“



The screenshot shows a web form for creating a Linux Foundation ID. At the top, there are two radio buttons: "I already have a Linux Foundation ID" (unselected) and "I need to create a Linux Foundation ID" (selected). Below this are input fields for "Username", "E-mail Address", "Password", and "Confirm Password". A note states: "Provide a password for the new account in both fields. Password must be at least 6 characters." Below the password fields are fields for "First Name" and "Last Name". At the bottom, there is a checkbox labeled "I'm not a robot" next to a reCAPTCHA logo and the text "reCAPTCHA Privacy - Terms". A large blue button at the bottom is labeled "Create new account".

Account creation form

- select „I need to create a LF ID“
- fill-in requested fields:
 - username
 - e-mail
 - password
 - first name
 - last name
- check the box and select „Create new account“

I already have a Linux Foundation ID
 I need to create a Linux Foundation ID

Username

E-mail Address


Password

Confirm Password

Provide a password for the new account in both fields.
Password must be at least 6 characters.

First Name

Last Name

I'm not a robot 
reCAPTCHA
Privacy - Terms

Create new account

E-mail validation



A validation email has been sent to your email address. To continue, you will need to follow the instructions in that message.

A code has been sent to you. Please copy and paste it here or click on the link within the email. You may also click the link below to receive a new validation email.

[re-send validation e-mail](#)

Create your LF ID

Validate your Linux Foundation ID email

From: do-not-reply@linuxfoundation.org

To: [REDACTED]

Date: Today 15:35:27

Your email has been used to request a new Linux Foundation ID: [REDACTED]

To proceed, you will need to click on this link or copy and paste it in your browser:

<https://identity.linuxfoundation.org/user/validate/63889/1441632925/thbnxt7CLJwi-Lwx4h>

Thank you!

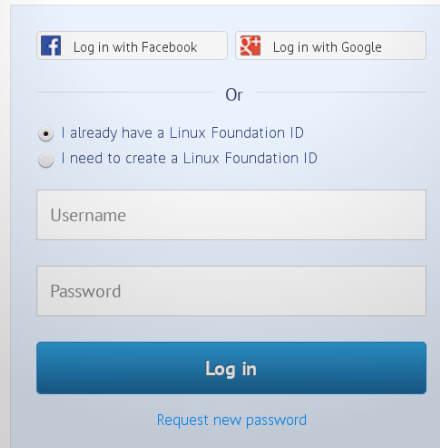




... and how to
recover your
password.

Recover your password

- Open a browser
- go to `https://identity.linuxfoundation.org`

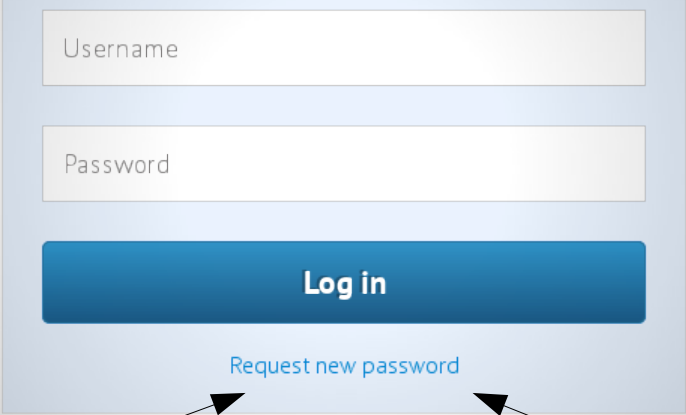


The screenshot shows the login interface for the Linux Foundation. At the top, there are two buttons: 'Log in with Facebook' (with the Facebook 'f' icon) and 'Log in with Google' (with the Google 'G' icon). Below these is a horizontal line with the word 'Or' centered. Underneath, there are two radio button options: the first is selected and labeled 'I already have a Linux Foundation ID', and the second is unselected and labeled 'I need to create a Linux Foundation ID'. Below the radio buttons are two input fields: 'Username' and 'Password'. At the bottom of the form is a large blue button labeled 'Log in'. Below the 'Log in' button is a link labeled 'Request new password'.



Password recovery


- Click on „Request new password“



A login form with the following elements:

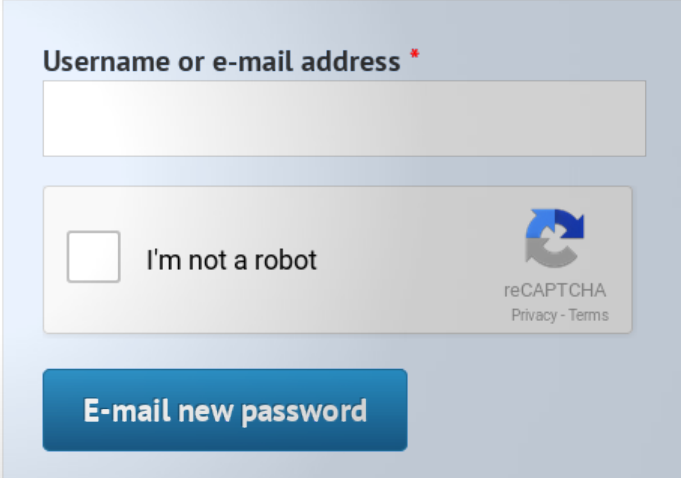
- Username input field
- Password input field
- Log in button
- Request new password link

Two arrows point to the Request new password link.



Password recovery

- Enter your username or e-mail
- Check the box
- Click „Email new password“



The image shows a screenshot of a password recovery form. At the top, there is a label "Username or e-mail address" with a red asterisk. Below it is a text input field. Underneath the input field is a checkbox labeled "I'm not a robot" and a reCAPTCHA logo with the text "reCAPTCHA Privacy - Terms". At the bottom of the form is a blue button with the text "E-mail new password".

Password recovery

- Follow the instructions in the e-mail.



Further instructions have been sent to your e-mail address.

Live Demo



Task

- Create your LF ID
- Log in to wiki.opnfv.org with your account.



End



15-09-11